

# GN 900.4

## Mounting plates

- **Material**

Anodized aluminium, natural colour.

- **Socket head cap screw**

Stainless steel, according to ISO 4762.

- **Standard executions available**

- Execution **A**: without fixing holes.

- Execution **B**: with fixing holes for rotary tables.



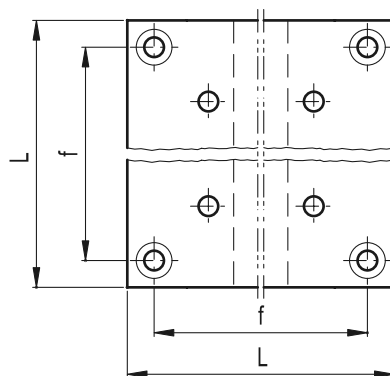
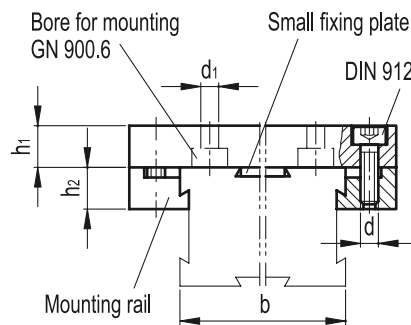
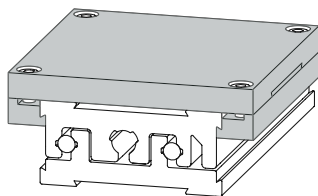
### Features and applications

Mounting plates GN 900.4 execution **A** are used for installing fixtures on the operator's side. Execution **B** is used for installing a rotary table GN 900.6 (see page 74).

The mounting plate can be simply clamped on to the slide and no additional drilled holes are required.

The small fixing plates serves as an additional fine adjustment of the mounting plate with the adjustable slide unit.

Assembly example



Standard Elements	Main dimensions							GN 900.6 rotary tables
	b	L	d	d <sub>1</sub>	h <sub>1</sub>	h <sub>2</sub>	f	
GN 900.4-30-41-A	30	41	M2.5	-	5	4.2	35.4	-
GN 900.4-50-67-A	50	67	M3	-	8	7	58	-
GN 900.4-80-105-A	80	105	M4	-	12	12.5	92	-
GN 900.4-120-145-A	120	145	M5	-	16	13.8	131.8	-
GN 900.4-50-67-B	50	67	M3	5.5	8	7	58	GN 900.6-55
GN 900.4-80-105-B	80	105	M4	5.5	12	12.5	92	GN 900.6-80
GN 900.4-120-145-B	120	145	M5	5.5	16	13.8	131.8	GN 900.6-80